



Innovation, beyond imagination

Silex Catalog

Silex

Smart Interactive Live Experience

SilexPro offers uniquely designed all-in-one solutions for professional video collaboration.

Silex solutions were created to answer customers' needs in having a solution that would offer a unique user experience and a unique way of using the different videoconferencing and meeting applications while maximizing interaction and collaboration in an environment where everything is built and customized around the user experience and comfort.

The Silex solutions include the following:

- The Centre of Table collaboration systems (Silex PTE series): ideal for huddle rooms these solutions will transform any small space into a smart meeting space with great technical advantages
- Wireless and clientless presentation systems (Silex ClickShow): This versatile and easy to use solution makes content sharing in meetings hassle free from any device.
- The customized solutions: completely engineered and designed to fit the customer's technical and practical needs in his environment, these solutions cover small to large meeting rooms, classrooms, auditoriums and interactive kiosks

A customer who acquires a Silex solution attains a unique tailored High-tech and intelligent product in the way it is packaged and designed.

Silex PTE

PANORAMIC TELEPRESENCE EXPERIENCE

Silex PTE is a set of professional all-in-one Group Collaboration systems designed as Center of Table (CoT) units. Simply place your Silex PTE system in the center of your table, sit around it and conduct your local and video meetings in the most natural and productive way. Participants have embedded touch screens and HD cameras allowing them to benefit from intuitive collaboration tools, clientless/wireless CYOD (Connect Your Own Device) content sharing, real time multi sided whiteboard annotation, Agnostic videoconferencing, 360 degrees voice tracking and eye contact with both video and local participants...

Silex PTE offers a panoramic telepresence experience and is available in three models that will transform any small to medium meeting room into a visual collaboration room. Its compact size and full portability, make it an ideal choice for many applications especially in the health, education, government, energy and manufacturing industries.

Silex PTE systems offer a set of unique innovative practical concepts such as: the CoT concept, unmatched eye contact, the most versatile clientless/wireless CYOD feature, unique stylish and trendy shaped designs, multi sided white board annotations from any of the touch screens at an arm's reach...

SILEX PTE MODELS

Silex PTE Duo+, PTE Trio and PTE Quattro are Center of Table (CoT) visual collaboration system. These all-in-one portable devices are all you need in order to turn any small meeting room into a collaboration room offering many options for local meeting and for video conferences. All your meeting participants need to do is to sit around the table, therefore around the Silex PTE system, and start their meeting enjoying many rich collaboration tools and features while remaining comfortably seated.

PTE Duo

Its dual-sided screen shape is a perfect fit in small rooms or executive desks. The two embedded HD cameras allow an unmatched eye contact during video calls.



PTE Trio

Its unique stylish prism shape with its three embedded touch screens and three HD cameras, allows a near to 360° video coverage and an unmatched eye contact during video calls. Its embedded Sennheiser speakerphone offers a superior HD voice quality and high eligibility speech.



PTE Quattro

Its unique stylish cubical shape with its four embedded touch screens and four HD cameras, allows a 360° video coverage and an unmatched eye contact during video calls. Its embedded Sennheiser speakerphone offers a superior HD voice quality and high eligibility speech.



SILEX PTE MAIN FEATURES & BENEFITS

Agnostic videoconferencing


Silex PTE is a universal video conferencing station supporting virtually any available video clients such as: Microsoft Teams, Polycom RPD, Avaya Equinox/Scopia, Cisco Webex/Jabber/Spark, StarLeaf Breeze, Zoom, Vidy, Adobe Connect, GoogleTalk, RingCentral, LifeSize Cloud... Unlike traditional videoconferencing, Silex PTE allows participants to remain seated around the table while looking in front of them at the remote participants displayed on the different screens. Therefore, this offers a perfect eye contact. Participants can choose a video layout form different available layouts including a panoramic view of all the cameras.



Content Sharing

Any content shared on the Silex PTE is mirrored on all the screens thus allowing all participants to remain seated around the table without the need to twist their neck and look at a main display in the room. Sharing content locally or with a video participant can be done in different ways.

- Using the versatile clientless/wireless CYOD (Connect Your Own Device) feature, any participant can share any content from most available personal devices (IOS and Android smart phones, tablets)
- Silex PTE systems being Windows based, any content can therefore be shared from the unit itself, using its keyboard and mouse. The content can either be stored on the Silex PTE Trio unit, accessible from a server on the same network or even stored on a public site.
- Using an HDMI cable, content can be shared the traditional way from any HDMI source.



Whiteboarding and annotation

The participants can annotate any shared content from one of the touch screens thus enjoying a new concept of real time multi-sided white-boarding. Any annotation is seen on all the screens by the local and remote participants.

A whiteboard can also be opened on the PTE system.



Great viewing experience

Since all participants are sitting at the same distance from the PTE screens, they all look the same size over video. Therefore, a remote participant can perfectly see everybody's facial expression.

Also, when a content is shared on the PTE, all participants can see it perfectly and the same way, since no one is seated further away from a given PTE screen.



Silex ClickShow

SINGLE CLICK WIRELESS PRESENTATION SYSTEMS



The Silex ClickShow wireless and clientless presentation systems are versatile and easy to use solutions that simplify the content sharing process in any meeting room. It allows any participant to connect and share content from personal devices on the main display.

No more complicated installations, nor cable compatibility concerns. Being OS agnostic and device agnostic, personal device compatibility is not a challenge anymore, just click to show your content on the main screen.

Users can share content from their personal devices by simply clicking on a soft button or a physical HDMI button providing native HDMI video transmission and an enhanced image quality.

SILEX CLICKSHOW MODELS

ClickShow R101

Includes 1 HDMI button and allows a single display on screen



ClickShow Y202

Includes 2 HDMI buttons and allows up to two simultaneous sources on screen

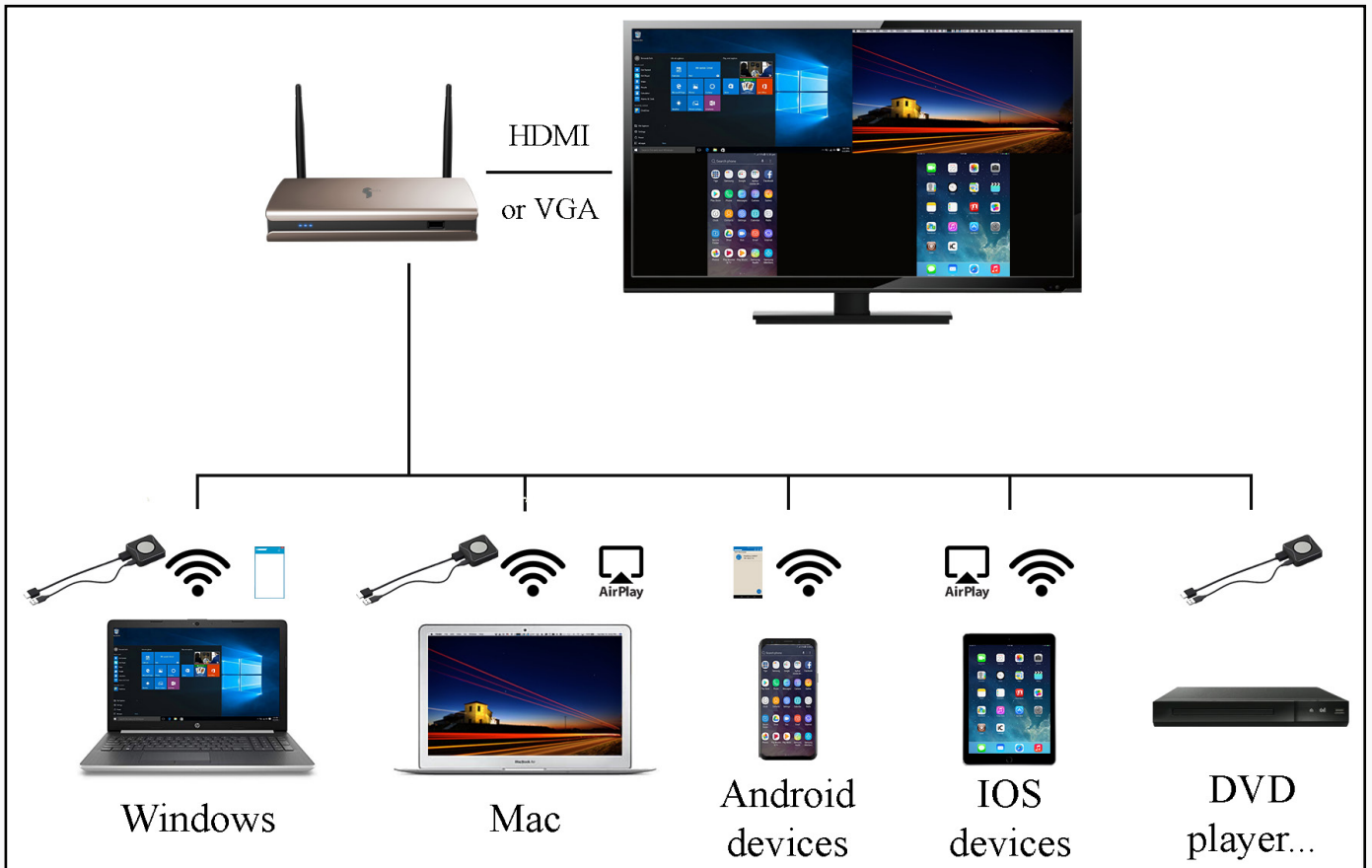


ClickShow Y404

Includes 4 HDMI buttons and allows up to 4 simultaneous sources on screen



SILEX CLICKSHOW FEATURES & BENEFITS



Wireless sharing from any device (Device agnostic)

Content sharing in huddle rooms or lecture halls is done wirelessly in a click as follows:

- From Windows laptops and PCs: ClickShow HDMI button or ClickShow Desktop App
- From MAC laptops and PCs: ClickShow HDMI button or AirPlay mirroring
- From Android devices: ClickShow Android App
- From iOS devices: AirPlay mirroring
- From devices with a standard display port (HDMI, Thunderbolt3, Mini-DP, DP, Mini-HDMI): ClickShow button

Clientless

Driver installation on the presenter's PC is not required. As a result, there is no CPU usage generated and the solution is OS agnostic. Silex ClickShow works with laptops protected by antivirus or with corporate security rules

Touch back reverse control

Allows users to control the shared content from the main touch display in the conference room.

Multicasting

when many ClickShow base units are installed on the same network, content can be shared on up to 254 screens in one click. One sender base unit would multicast to the other receiver base units to display the content on multiple screens in multiple locations on the network.

Silex Smart Rooms

The next generation Silex Smart Room systems take you beyond traditional telepresence and meetings experience to a new dimension of full control, connectivity, and content sharing. Silex Room solutions are live active systems that allow you to interact with your surrounding and share any kind of information from any device.

With Silex Smart Rooms, you can benefit from an unparalleled video conferencing and meeting experience in a comfortable futuristic High-Tech atmosphere, and an enhanced collaboration experience using personal motorized screens or embedded multi-touch surfaces for each participant.

No matter if you're using your PC, MAC, iPad, iPhone, Galaxy Tablet, or smart phone, Silex natively connects your own device to start sharing.

Transform your meeting space and follow the latest trends with a unique touch of high-tech atmosphere.

SMART INTERACTIVE ROOMS
FOR AN ENHANCED
CONFERENCING EXPERIENCE.



SMART ROOMS FEATURES & BENEFITS

The Silex Smart Rooms are very different from traditional conference rooms. They embed different futuristic technologies that make it easy and more flexible to use at different levels.

The integration of those different technologies together, the flexibility and the futuristic customized design are the main reasons why today the Silex Smart Rooms are unique products in the conferencing field that offers benefits such as:

Unparalleled videoconferencing experience

Using the latest video conferencing technologies in a futuristic atmosphere, with enhanced eye contact, and room audio.

Advanced content sharing

Using the innovative CYOD Kit (Connect Your Own Device), any participant in the room can share his content from any tablet, Smart Phone, laptop (Windows and Mac), USB key or server in the Cloud. Optionally, up to four participants can share their laptop content on the room's main display simultaneously.

Intuitive centralized system control

From the graphical interface of the Silex Control application installed on an imbedded iPad, you can control all the room components such as the videoconferencing system, the Audio System, the curtains, the AC, the lights, the motorized screens, the display and much more, with a touch of a button.

Personal motorized screens

The Smart Room systems are equipped with 19" motorized screens integrated in the conference table. Those screens appear on the table or fold back into it, simply by tapping on the graphical interface of Silex Control.

When content is shared it is also displayed on all the personal motorized screens, allowing all the participants in the room to remain comfortably seated while perfectly seeing the content in front of them.

Maximized interactivity with projected capacitive multi-touch surfaces

As an option, Projected Capacitive Multi-touch surfaces can be integrated in the main conference table. From this multi-touch screen, content can be shared on the main screen, on the motorized screens in the room and with remote participants in a video call.



Silex Education Family

IMMERSIVE AND FULLY INTERACTIVE MULTIMEDIA CLASS ROOMS THAT EMPOWER PRODUCTIVITY AND COLLABORATION FOR A UNIQUE LEARNING AND TEACHING EXPERIENCE!



Let your lecturer teach in style

The Silex Education room is designed to immerse students with their local or remote teacher, offering all the means to conduct courses in the most practical, interactive and visual ways.

From the Silex Control graphical interface on the iPad, the teacher can control the class room's components such as the videoconferencing system, the Audio System, the motorized screens, the curtains, the lights and the air conditioner.

The teacher can benefit from the Silex Smart Podium for content sharing: from a USB he/she can send a presentation to the student's individual screens, the main displays, and a far site video participant. The Smart Podium comes with an embedded visualizer allowing the teacher to show any object or to natively connect a microscope to share the content.

When students are interacting in an e-learning session, the teacher can choose which student the camera should track, and optionally which student's content to display on the main screen.

In addition, the teacher can benefit from a class room management system to monitor and control student's PC/Tablets and offer personal assistance.

Offer your students a unique learning experience

Invite your students to step into the class room of the future.

- With a special design allowing your class to take-off, each student can focus on the course while enjoying many technological features that leverage the learning experience and enhance the transfer of knowledge.
- Each student can benefit from a personal retractable screen or tablet to easily view and interact with the teacher's content, creating a ready infrastructure for e-learning applications.
- If the class is in a video call, each student can request to talk with the remote teacher and appear on the main display by pressing on the camera tracking button located on his desk.
- When a teacher is showing content on the main interactive display, a student can step to the board to annotate her/ his ideas or simply do so from his personal screen or tablet.
- Both the teacher's annotations and the student's ones can be shared with a far end site during a video call.
- For a better information archiving and access, any video conference session can optionally be recorded.

SILEX EDUCATION FEATURES & BENEFITS

The Silex Education is built around interactivity for a better productivity and enhanced collaboration experience in class.

The integration of the different technologies together, the flexibility and the futuristic customized design are the main reasons why today the Silex Education is a unique class room solution that offers benefits such as:

Enhanced e-learning experience for the teacher and the students

The Integration of the videoconferencing system within the futuristic design allows video calls with a teacher in a far location, therefore bringing knowledge to the students from around the world.

While in an e-learning session, the teacher can use the Class Room Management System in order to:

- Manage, supervise and control the student's desktops (shut down, wake up, blank students screens, control internet use...)
- Control students' content and showcase students' screens.
- Chat with students individually for individual assistance.
- Transfer files and launch applications on student's screens.
- Annotate students content.
- Centrally manage student's work and student's polls.

The students will benefit from the Student Response System offering interactive tools to improve learning in multiple subject areas, such as:

- Real time poll and question answering.
- Ask any question in any format (multiple choice, text input, rating scale...)
- In order to: Automatic grading of student response.

Advanced content sharing

Using the innovative CYOD Kit (Connect Your Own Device), the teacher can share his / her content with his students from any tablet, Smart Phone, laptop (Windows and Mac), USB key or server in the Cloud.

The content shared by the teacher appears on any of the main displays / Interactive whiteboard and on the students retractable screens / tablets simultaneously.

Personal motorized screens for students

The Silex Education systems are equipped with 19" motorized screens or tablets integrated in the conference table. Those are managed by the teacher and will appear on the table or fold back into it, simply by tapping on the graphical interface of Silex Control.

When a teacher shares information on the main display, it can also be transmitted to all the personal motorized screens / tablets, allowing all the students to remain comfortably seated while perfectly seeing the content in front of them and optionally annotate it.

Teacher and students interaction

- The students can annotate the teacher's presentation and the teacher chooses to display a student's content.
- The teacher can annotate his presentation on the interactive whiteboard or from the Silex Smart Podium touch screen.
- The teacher can monitor each student's screen in order to offer assistance when needed (optional).
- The teacher can have a personal chat session with any of his students.
- Interactive quiz with students replies and grading in real-time.
- In an e-learning session students use an individual push button; The camera will move to the student preset position allowing the teacher on the far end to see him / her properly.

Dual use of the main displays

The main displays can be switched between video conferencing mode and local presentation mode. This flexibility of the main displays usage maximizes the usability of the class room. Therefore, it is equally beneficial to use the class room for e-learning and for traditional classes.



Silex I-Kiosk

MULTI-PURPOSE INTERACTIVE INFORMATION KIOSK COUPLED WITH HUMAN ASSISTANCE AND BUILT AROUND INTERACTIVITY


Information kiosks are now brought to life with Silex I-Kiosk. Requesting information has never been as interactive as asking from a live person.

For verticals which involve customer interaction, guidance, multi-lingual support and more, the Silex I-Kiosk can be the answer. Adaptable and fully customizable, this innovative kiosk is coupled with human assistance and is built around interactivity. Requesting information has never been as interactive as asking from a live person.

Why Silex I-Kiosk

The I-Kiosk offers a unique three in one functionality.

- It is used to advertise about products and offers using an integrated digital signage system. This allows you to expand your customer reach at low cost and promote your services easily and efficiently.
- The kiosk becomes a video call centre solution suitable in many industries such as retail, shopping malls, banks, museums, airports, or any other public place. When an agent is requested over video, he / she can help in doing live active advertisement or simply give assistance and guidance on the kiosk by sharing content with the customer.
- It is an intuitive multi-touch information help desk.



SILEX I-Kiosk

FEATURES & BENEFITS

Information at your fingertips

From the embedded multi-touch surface of the kiosk (the lower screen), users have easy and intuitive access to information. The customized graphical interface connects the different applications, web sites, platforms or documents that the supplier chooses to share, giving the user a single point of touch.

The Kiosk connects to the different existing applications of the supplier, without modifying their core functions.

Instant video assistance

The kiosk comes with embedded discrete videoconferencing tools allowing the user to call a professional agent over video with a click of a button. When the call is established, the video agent appears on a dedicated screen (the upper screen of the kiosk), leaving the content untouched on the lower screen. This configuration helps improve the videoconferencing experience and the given assistance.

Video call centre functionalities

When multiple kiosks are deployed, they can be configured to call different pools of agents in the same video call centre, depending on the requested skills and information. A queuing system is in place in order to keep the calls on hold if the agents are busy. During the call waiting, the supplier can choose to run music or videos. With a video call centre in place, many functionalities can be implemented.

Document scanning

If needed, the user can scan document from the kiosk. Those scanned documents are stored on a central server, accessible by specialized staff or agent. In the case of form filling and identification, this feature helps accelerate the processes.



Remote dry ink signature

In order to accelerate critical transactions where the customer's signature is needed, it is possible to digitally sign a document on the touch screen. This digital signature triggers a mechanism on the agent's side where the same paper document is signed in parallel in real time using a real pen.



Live content sharing

The agent can share any type of file in order to give additional information and directions or better promote services.

Digital signage

On the upper screen of the Kiosk, the supplier has an advertisement space that he can use either to promote his own services and offers or to rent for others to advertise.

All content displayed on the kiosks is done from a single digital signage platform. The content updates can be scheduled to happen automatically, and each kiosk or group of kiosks can be configured to display its own content.

Customers' benefits

- Improve customer service and customer reach
- Improve end customer satisfaction
- Improve customer loyalty and retention
- Improve overall Quality of Experience (QOE)
- Reduce cost (by deploying few expert agents in central offices instead of having one at each information desk)
- Attract new customers especially the young generation
- Expand very quickly (by deploying small kiosks in public spaces instead of full-fledged branches)
- Easily market new services from a central location

Users' benefits

- Access information and applications from a single point of touch
- Request instant video assistance
- Enjoy a human touch instead of machine-only interaction
- Receive, scan and sign documents to finalize transactions on the go

LET THE
EXPERTS BUILD YOUR
FUTURISTIC VISION

Why Silex

- Embrace a new era of interactive collaboration.
- Enhance overall meetings productivity and efficiency through enhanced visual experience.
- Allow users to focus on the meeting thanks to hidden technology within a frame of futuristic Hi-Tech atmosphere.
- Collaborate, share and control using intuitive user-friendly graphical interfaces and tools.

Experience matters

- Silex is the fruit of more than 10 years of experience in the conferencing and Smart AV markets.
- Silex futuristic and elegant designs are the result of more than 20 years of design experience.
- Silex innovations are driven by a dedicated team of professionals and a constant research on cutting edge smart technologies.



© 2019 SillexPro. All rights reserved. SillexPro and any SillexPro product or service name or logo used herein are trademarks of SillexPro. All other trademarks used herein belong to their respective owners. The trademarks and logos displayed herein may not be used without the prior written consent of SillexPro or their respective owners. No portion hereof may be reproduced or transmitted in any form or by any means, for any purpose other than the recipient's personal use, without the express written permission of SillexPro.

www.Sillexpro.com